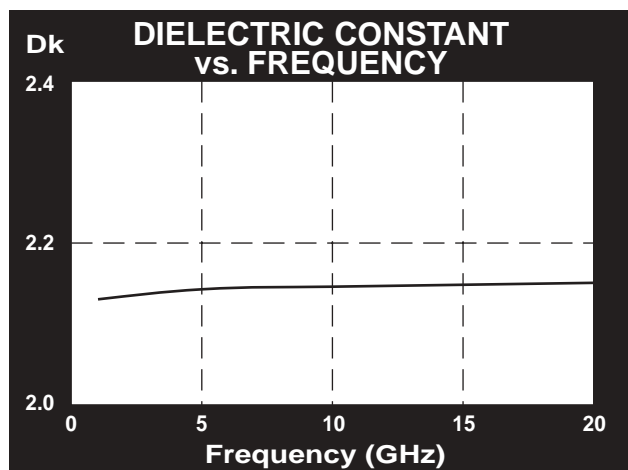
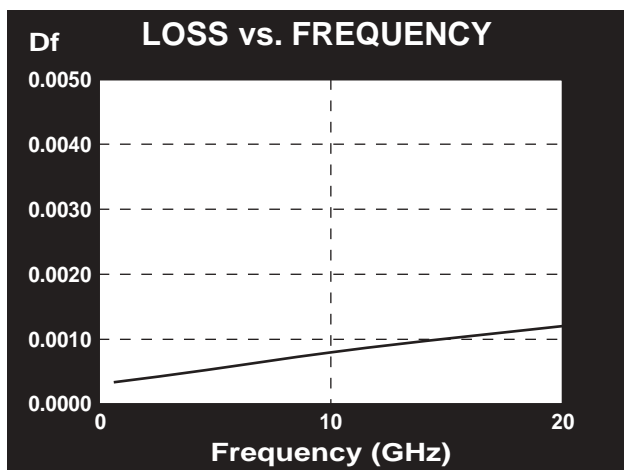
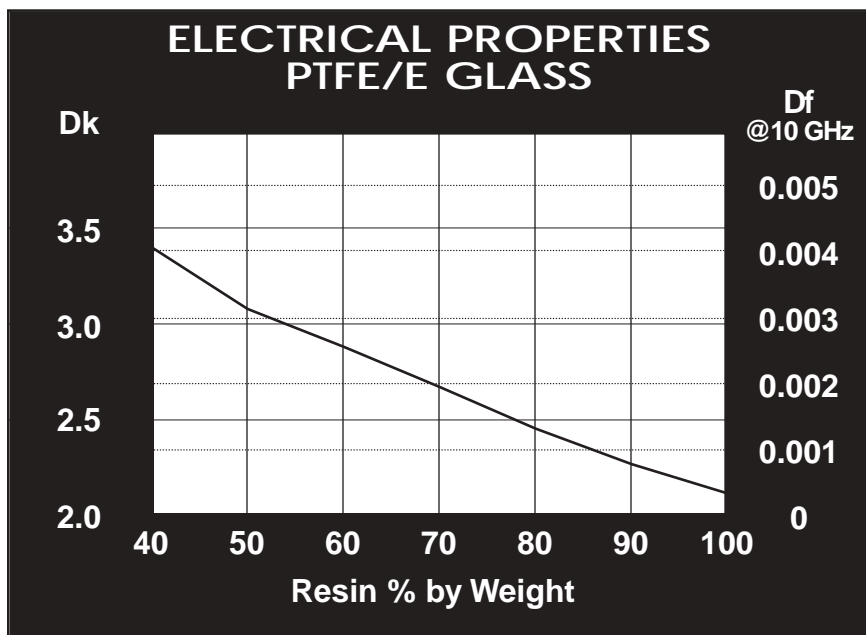


TLY-5 TYPICAL VALUES

Property	Test Method	Units	Value	Units	Value
Dielectric Constant @ 10 GHz	IPC-TM 650 2.5.5.5		2.20		2.20
Dissipation Factor @ 10 GHz	IPC-TM 650 2.5.5.5		0.0009		0.0009
Moisture Absorption	IPC-TM 650 2.6.2.1	%	<0.02	%	<0.02
Dielectric Breakdown	IPC-TM 650 2.5.6	kV	>60	kV	>60
Volume Resistivity	IPC-TM 650 2.5.17.1	Mohm/cm	10 ⁷	Mohm/cm	10 ⁷
Surface Resistivity	IPC-TM 650 2.5.17.1	Mohm	10 ⁷	Mohm	10 ⁷
Arc Resistance	IPC-TM 650 2.5.1	seconds	>180	seconds	>180
Flexural Strength Lengthwise	IPC-TM 650 2.4.4	lbs./in.	>12,000	N/mm ²	>83
Flexural Strength Crosswise	IPC-TM 650 2.4.4	lbs./in.	>10,000	N/mm ²	>69
Peel Strength (1oz copper)	IPC-TM 650 2.4.8	lbs./linear in.	12.0	N/mm	2.1
Thermal Conductivity	ASTM F 433	W/m/K	0.22	W/m/K	0.22
x-y CTE	ASTM D 3386 (TMA)	ppm/°C	20	ppm/°C	20
z CTE	ASTM D 3386 (TMA)	ppm/°C	280	ppm/°C	280
UL-94 Flammability Rating	UL-94		V-0		V-0

Type	Dk
TLY-5A	2.17
TLY-5	2.20
TLY-3	2.33
TLT-0 TLX-0	2.45
TLT-9 TLX-9	2.50
TLT-8 TLX-8	2.55
TLT-7 TLX-7	2.60
TLT-6 TLX-6	2.65
TLE-95	2.95
TLC-27	2.75
TLC-30	3.00
TLC-32	3.20
RF-30	3.00
RF-35 RF-35P	3.50
RF-60	6.15
CER-10	10



How to Order

Designation	Dielectric Constant	Dielectric Thickness	Dielectric Thickness
TLY - 5A	2.17 +/- .02	.0310"	0.78mm
TLY - 5	2.20 +/- .02	.0050"	0.13mm
TLY - 3	2.33 +/- .02	.0050"	0.13mm

Standard sheet size is 36" x 48" (914mm x 1220mm). Please contact our Customer Service Department for the availability of other sizes and claddings.

TLY can be ordered with the following electrodeposited copper:

Designation	Weight	Copper Thickness	Copper Thickness
CH	1/2 oz./sq. ft.	~ .0007"	~18 µm
C1	1 oz./sq. ft.	~ .0014"	~ 35 µm
C2	2 oz./sq. ft.	~ .0028"	~ 70 µm

Panels may be ordered cut to size

Typical Panel Sizes	
12" x 18"	304mm x 457mm
16" x 18"	406mm x 457mm
18" x 24"	457mm x 610mm
16" x 36"	406mm x 914mm
24" x 36"	610mm x 914mm
18" x 48"	457mm x 1220mm

An example of our part number is: TLY-5-0100-CH/CH-18" x 24" (TLY-5-0100-CH/CH-457mm x 610mm)